



Clean Calgary Association
Environmental Education, Products & Services

**Recycling Council of Alberta
Conference
October 15, 2009**

**ICI Waste Assessment Results
Sarah Begg**



Clean Calgary Association
Environmental Education, Products & Services

Creating Healthy Homes and Communities through Environmental Education, Products, and Services

- **EcoStore**
- **Health Homes Calgary**
- **Education**
 - Schools
 - Business
 - Individuals
- **Commercial Environmental Services**

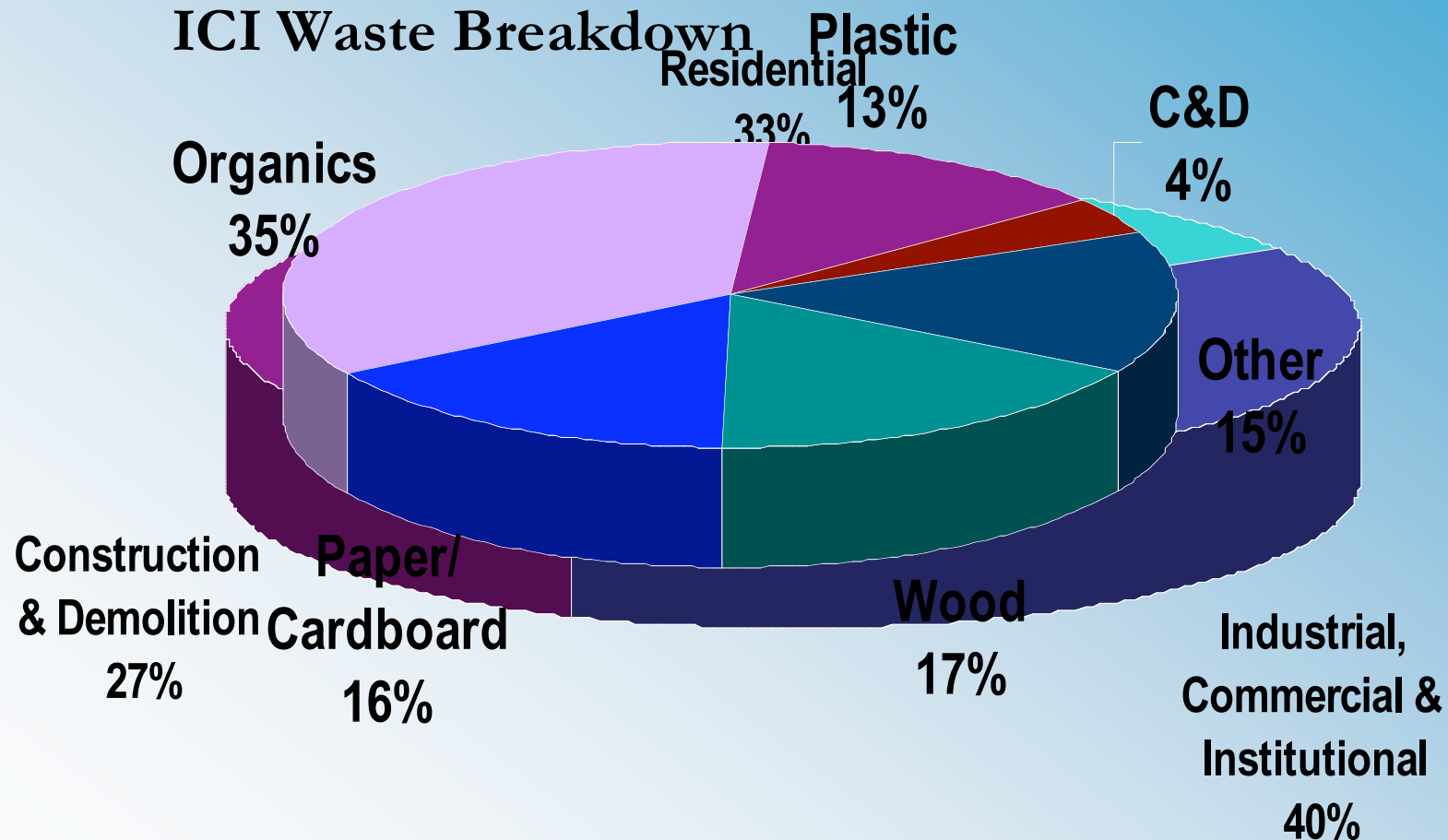
Clean Calgary Association
www.cleancalgary.org

Commercial Environmental Services

Empowering Companies to Reduce, Reuse and Recycling Operational Waste

- Waste Reduction Consultation
- Online Recycling Directory
- Waste Measurement Toolkit (Waste Assessments)
- Calgary Materials Exchange

Waste Breakdown in Alberta



Statistics Canada Report

- Alberta's waste increased 24% between 2004 and 2006 to 3.8 million tonnes
 - Ontario increased by 6.4%
- Non-residential waste increased 33% to 2,846,189 tonnes, this accounts for 75% of the overall waste
 - Ontario non-residential waste is 65%



Waste Reduction Goals

- Alberta's goal: 500 kg/capita by 2010
 - Currently disposing of over 1133kg/capita
 - non-residential waste accounts for 844kg/capita
- Calgary's goal: 80/20 by 2020



What is the ICI Sector doing?

- In-house waste audits
 - Consultant waste audits
 - Hauler data (weights or audits)
 - Municipal landfill audits
 - Results are not typically shared
-
- Certification programs and awards
 - BOMA BEST certification
 - Earth Award
 - Alberta Emerald Award
 - RCA R's of Excellence Award
 - Sector certification (hotels –Green Keys/ Leaf program)



ICI Sector

- **Most recycling voluntary**
 - Formal program, hauler picks up material (paper, cardboard)
 - Informal program through employees (beverage containers)
- **Cost effective**
- **Convenient**



Clean Calgary Waste Assessments

- Measuring waste diversion and the composition of waste and recycling
- Create a baseline of data
- Strategically implement recycling programs
- Visual, non intrusive assessment
- Provides recommendations and referrals as well as data

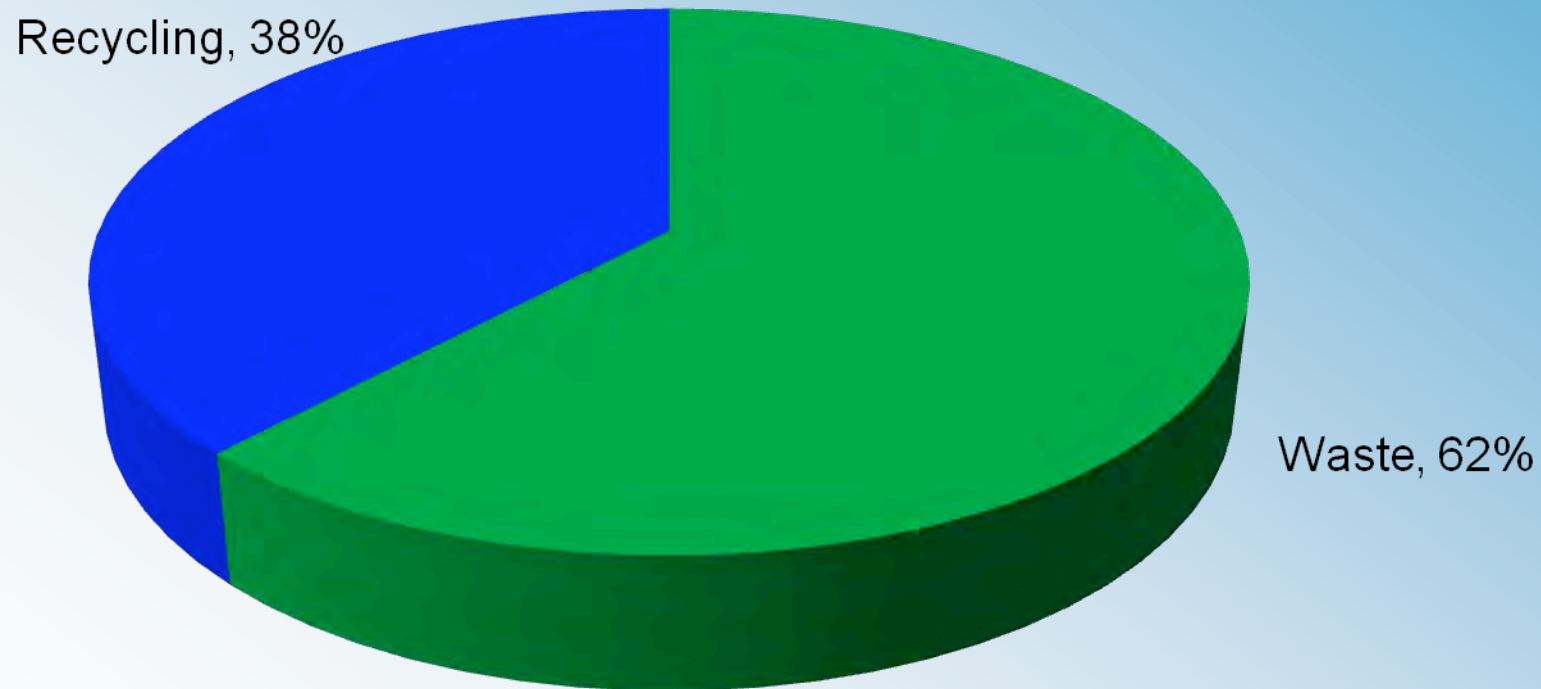
Waste Assessments Results

- 2009 Diversion rate ranges from 19% to 84%
- Average 47.6%

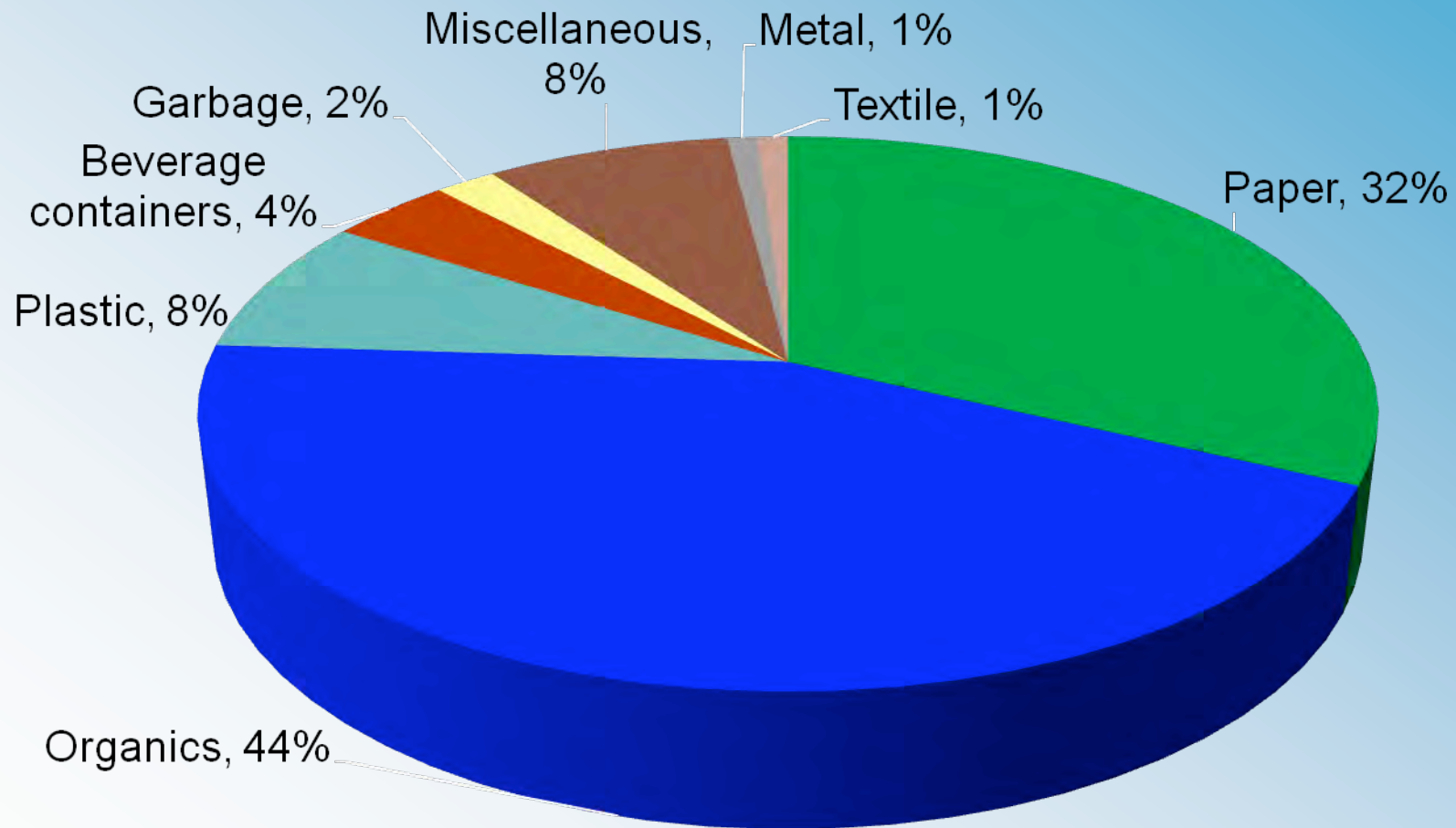


Waste Assessments Results

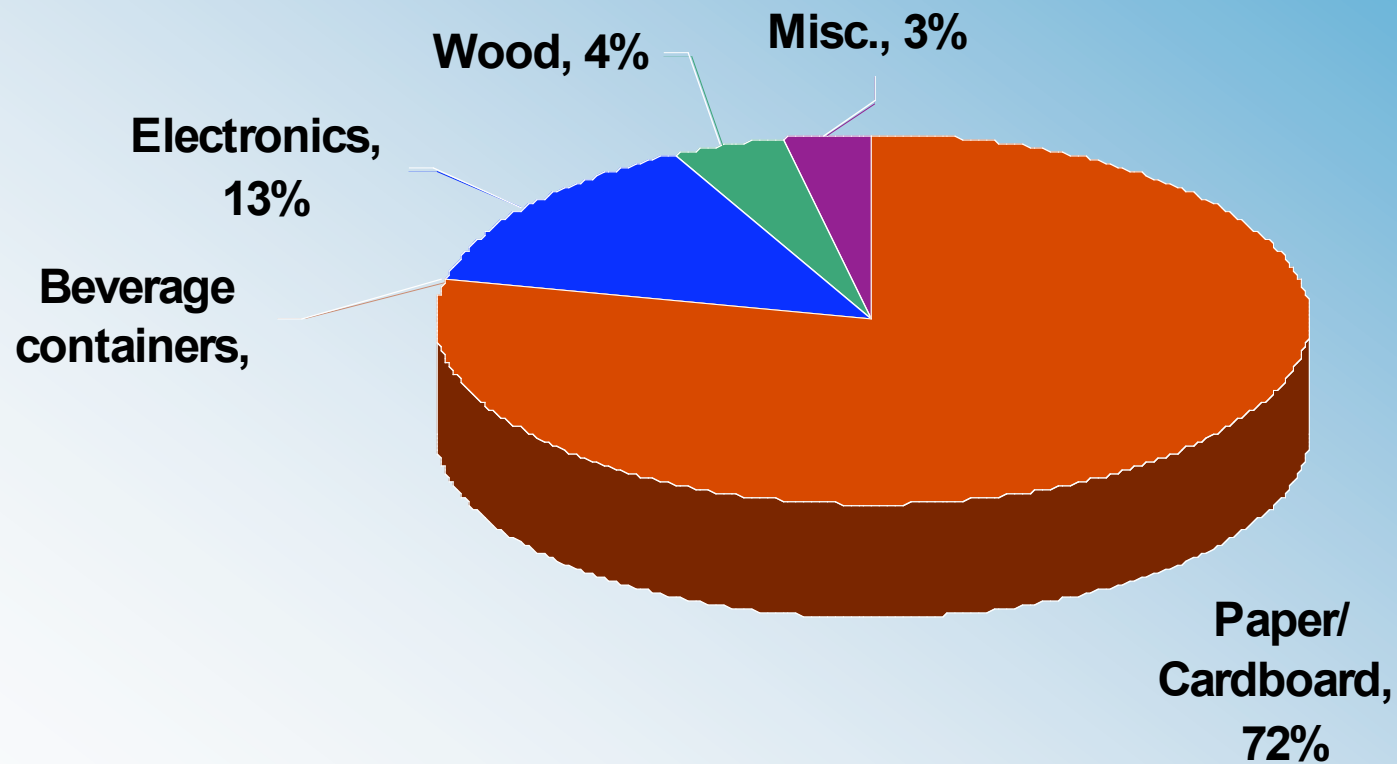
Overall Diversion Rate



Waste Composition

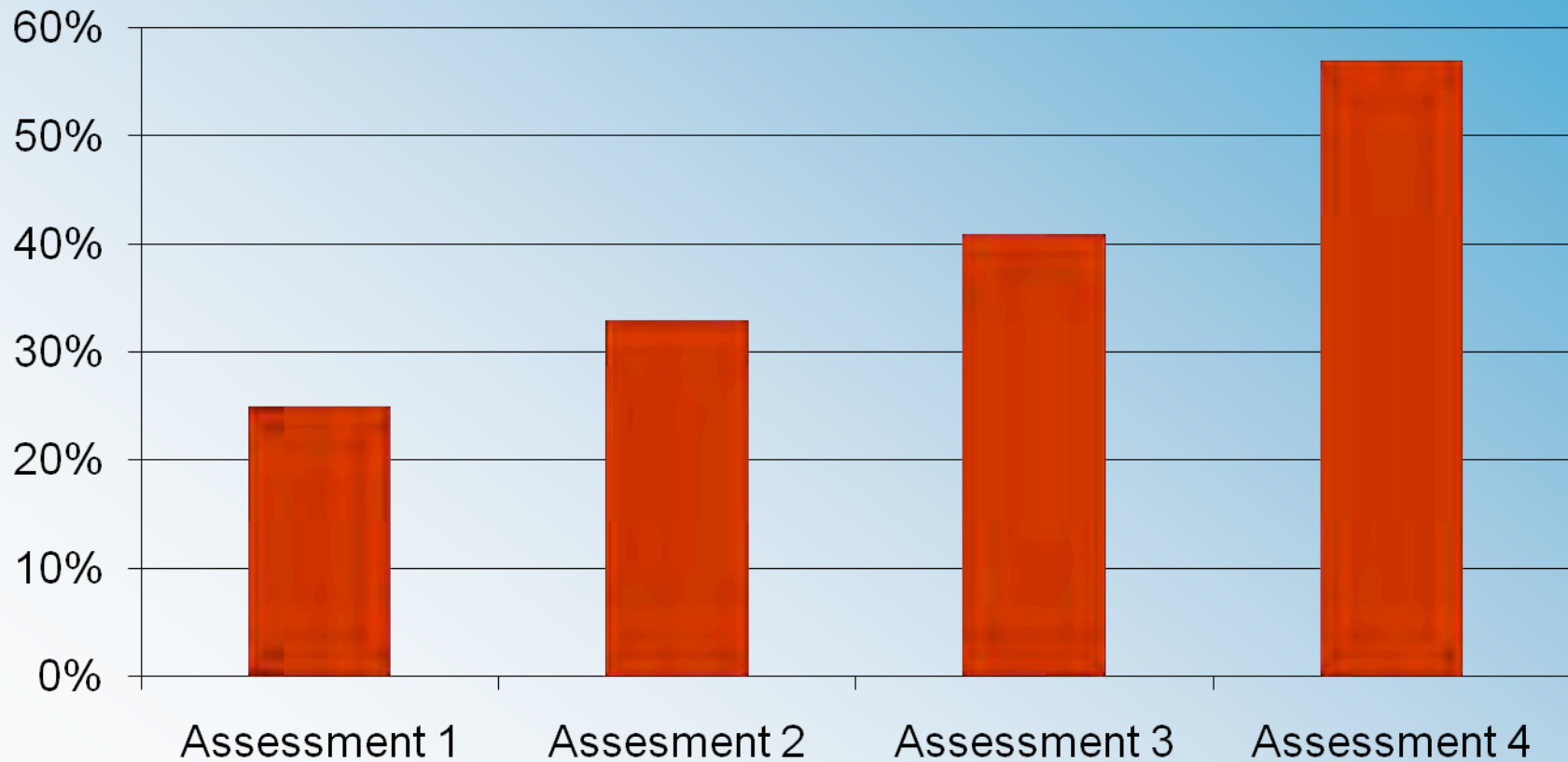


Recycling Composition

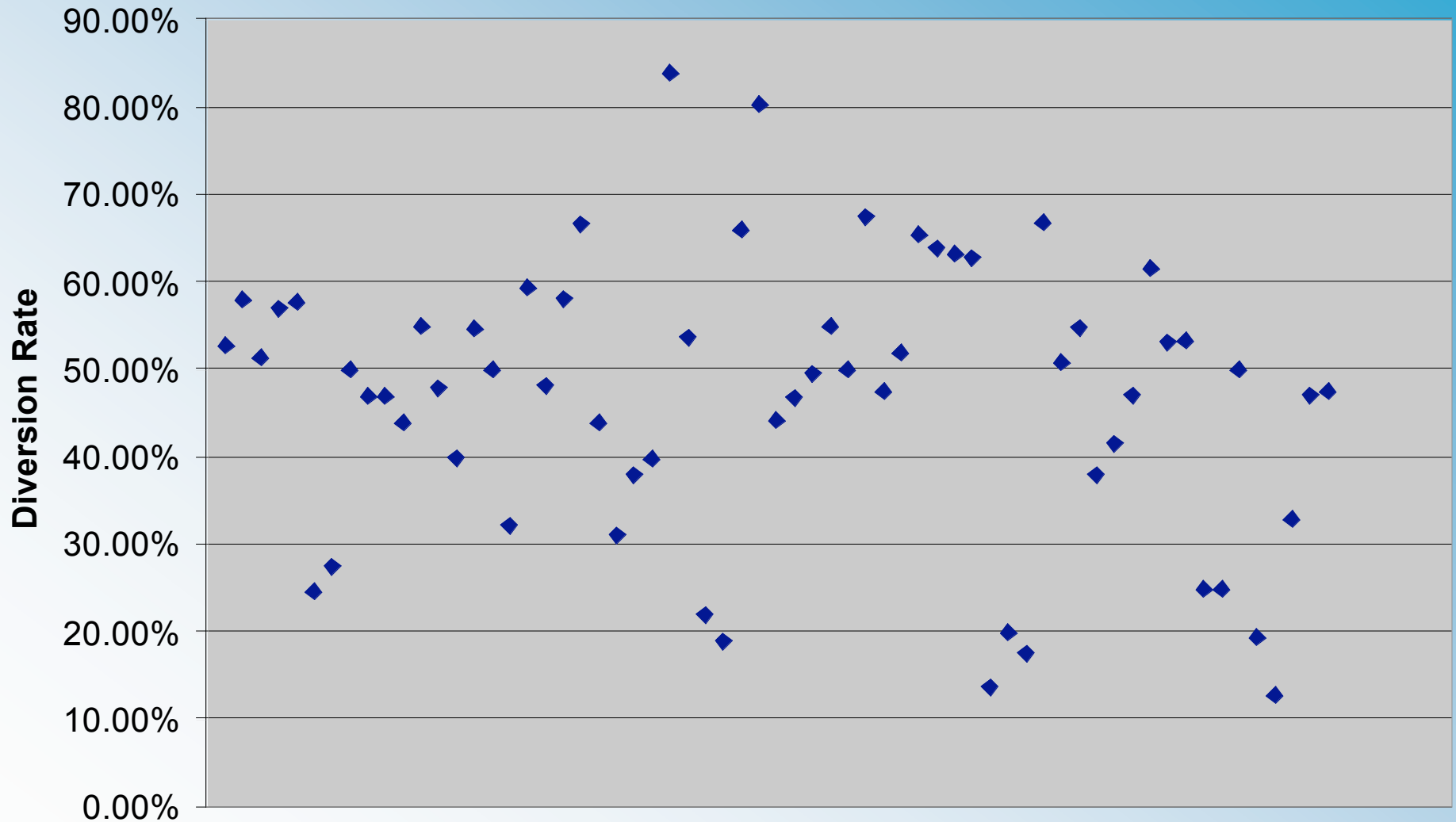


Trends

Diversion Rate



Waste Assessments Results



Clean Calgary Association
www.cleancalgary.org

Take Away

- **To achieve company, municipal, provincial goals, a focus has to be placed on the ICI sector.**
- **If you don't measure the waste you generate you don't know how effective your programs are or how to improve them.**
- **Always room for improvement.**

Starting a Recycling Program

- **Step 1 - Identify a champion and get upper management buy-in**
- **Step 2 - Identify materials to be recycled**
- **Step 3 - Define goals and objectives, consider a baseline assessment**
- **Step 4 - Contact the appropriate recycler for each material**
- **Step 5 - Set up convenient collection areas with proper bins and signage**
- **Step 6 - Inform all levels of staff including maintenance**
- **Step 7 - Monitor, evaluate and modify**

The bonus step – Give recognition

Thank You

Clean Calgary Association
www.cleancalgary.org

Sarah Begg
Manager, Commercial Environmental Services
403-230-1443 ext 226
sarah@cleancalgary.org



Clean Calgary Association

Clean Calgary Association
www.cleancalgary.org